



Jv SAN BERNARD®

PROCEDURE FOR WASHING

by MONIQUE VAN DE VEN



PROCEDURE FOR WASHING

INDEX

01

Introduction

02

Short Coat

03

Medium Coat

04

Long Coat

05

Traditional Plus – SLS Free

06

Hygiene

07

BLACK PASSION

FRUIT OF THE GROOMER 08

CAVIAR GREEN 09

MINERAL RED 10

MINERAL COMPLEX 11

ATAMI 12

LINEA ZEOLITHE 13

DERM LINE 14



INTRODUCTION

What is included in a professional treatment:

- PAW CLEANSING
- NAILS CUTTING
- EARS CONTROLL
- ANAL GLANDS CONTROLL
- TREATMENTS FOR ALL KNOT TYPES
- DEAD COAT REMOVAL
- WASHING WITH THE MOST DELICATE AND SPECIFIC SHAMPOO COAT'S
- TREATMENT WITH CONDITIONERS AND OILS TO PROTECT IT
- DRYING AND BRUSHING THE COAT TO MAKE IT LOOK PERFECT








SHORT COAT

Great Dane, short coat Chihuahua, Rhodesian ridgeback, Doberman, Beagle, Rottweiler, Greyhound, Bulldog, Jack Russell, Weimaraner etc.

02

SHORT COAT

MAINTENANCE



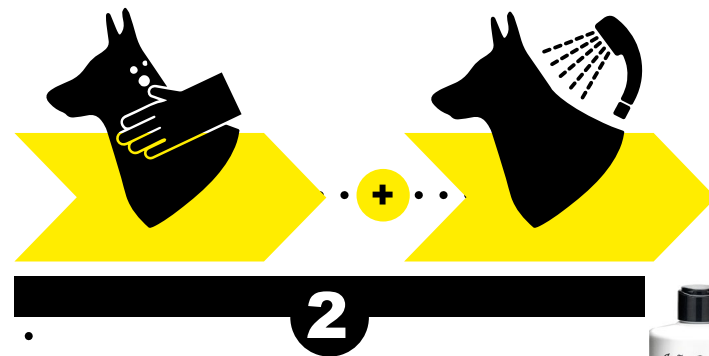
● LEMON SHAMPOO

(1 shampoo + 3 water)

○ RINSE



+



● LEMON CONDITIONER

(do not mix)

+ Extra nourishment with:

- K101
- PEK CONDITIONER


○ RINSE



SHORT COAT

WHITE; BLACK; GREY COAT

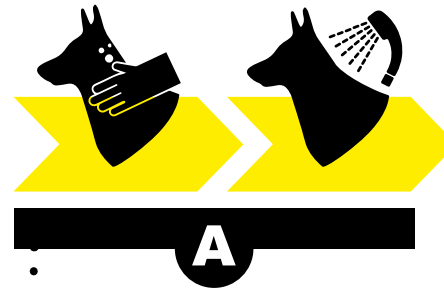
Oxidize coat (yellowish or reddish coat)



● CRISTAL CLEAN SHAMPOO
(do not mix)

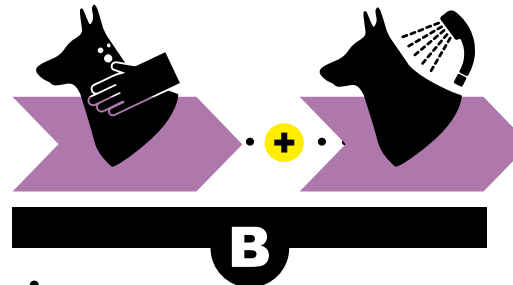
● DIAMOND SOAP for the snout

○ RINSE



● LIMONE CONDITIONER
+ PEK CONDITIONER

○ RINSE



● CRISTAL CLEAN CONDITIONER
+ K101 (if necessary)

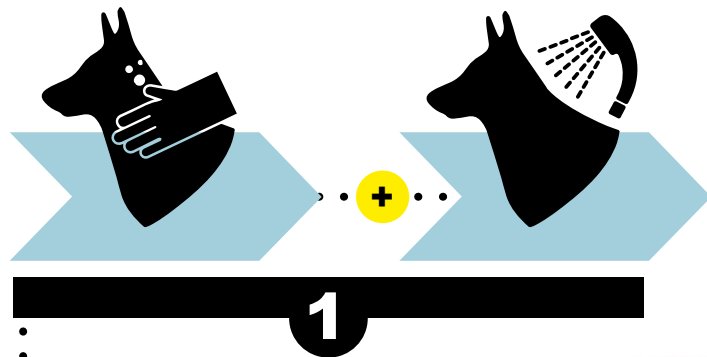
+ when the coat is oxidized:
+ BLUE REINFORCE

○ RINSE



SHORT COAT

MOLTING, EXHAUSTED, DEVITALIZED COAT OR AFFECTED BY ALOPECIA



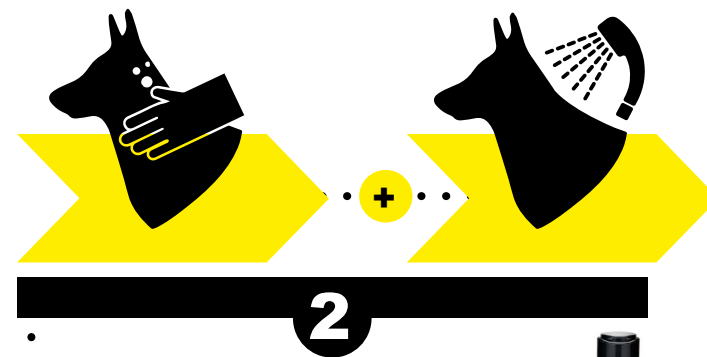
● **MINERAL SHAMPOO**
(dilution)

+ **MINERAL LOTION**
• **STIMOLANTE**
• **MINERAL** Hair growth

○ **RINSE**



+



● **LEMON
CONDITIONER**

+ **K101**

+ **PEK CONDITIONER**

+ if oxidized coat:

• **PH BALANCE**

○ **RINSE**



SHORT COAT

SKIN TREATMENTS

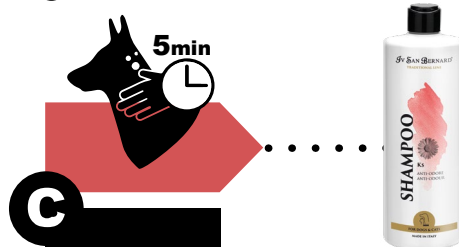
scales, scabs, itching, bad smell



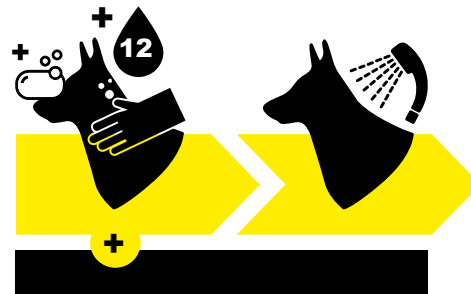
- A**
- MINERAL PLUS SHAMPOO



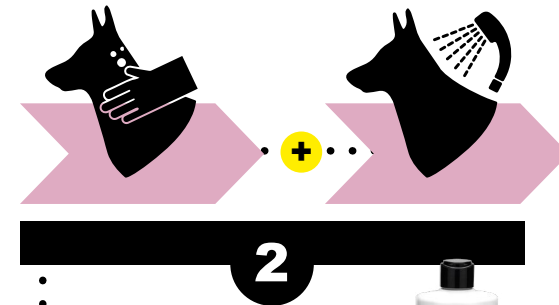
- B**
- Scaly skin and/or dandruff:
 - ZOLFO PLUS SHAMPOO



- C**
- In case of bad smell:
 - KS SHAMPOO (do not mix)
 - leave it on for 5 minutes - as second shampoo



- + FOR AN ANTISEPTIC ACTION:
 - 12 DROPS OF OZONIZED OLIVE OIL
- + FOR THE SNUT:
 - PUPPY DON'T CRY
- RINSE

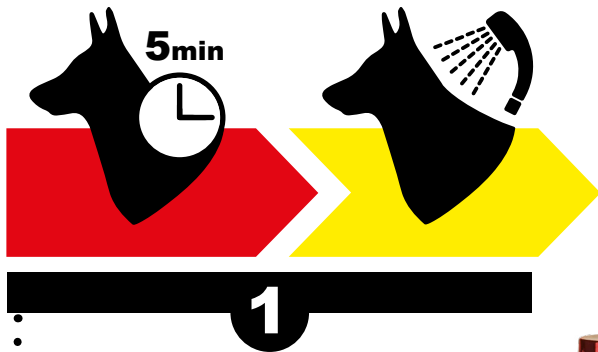


- PH BALANCE
- + K101
- + PEK CONDITIONER
- + in case of scales:
 - 5 ml of GINGKO
- RINSE



SHORT COAT

PARASITES



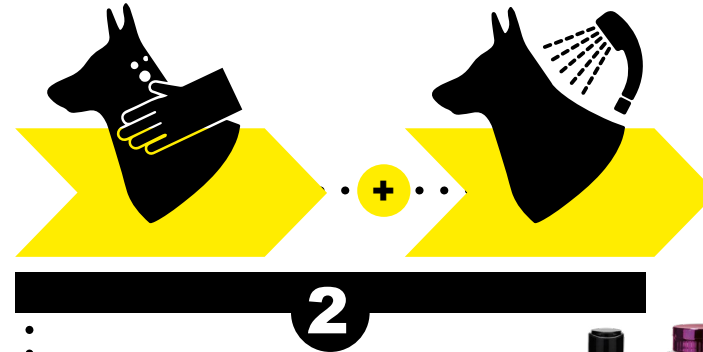
PROTECTIVE SHIELD SHAMPOO

(do not mix + leave it on for 5 minutes)

○ RINSE



+



LEMON CONDITIONER + PROTECTIVE CONDITIONER + PH BALANCE


+ Extra nourishment with:

- K101
- OZONIZED OLIVE OIL

○ RINSE



SHORT COAT SENIOR



1

● LEMON SHAMPOO


• + 6 DROPS OF SIL PLUS

+ FOR AN ANTISEPTIC ACTION:

• **+12 DROPS**

• OZONIZED OLIVE OIL

○ RINSE



2

● LEMON CONDITIONER

+ PH BALANCE

+ ● PEK CONDITIONER

• K 101

○ RINSE







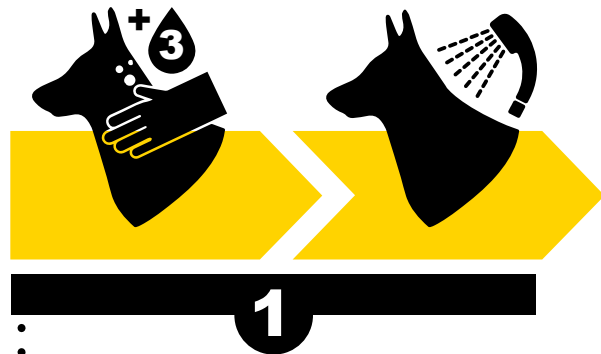
MEDIUM

Cocker, Chow Chow, Schnauzer, Old English Sheepdog, Golden Retriever, Husky, Fox Terrie, short-medium coated cats etc.

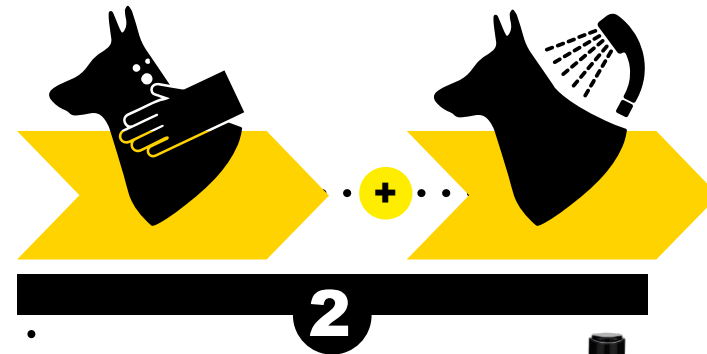
03

MEDIUM COAT

MAINTENANCE



- **BANANA SHAMPOO**
- (1 shampoo + 3 water)
- **RINSE**




- **BANANA CONDITIONER**
- (do not mix)
- For **extra** nourishment:
- **K101** o **PH BALANCE**
- To add **volume**:
- **PEK CONDITIONER**
- **RINSE**



MEDIUM COAT

WHITE; BLACK; GREY COAT

Oxidize coat (yellowish or reddish coat)

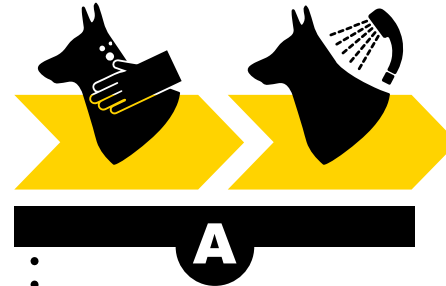


● **CRISTAL CLEAN SHAMPOO**

(do not mix)

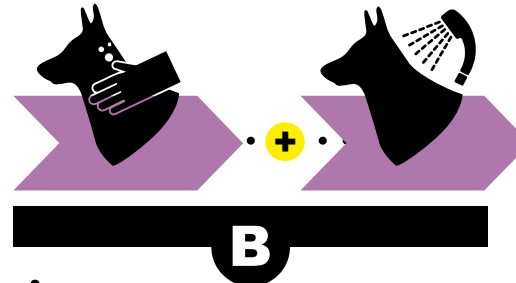
● **DIAMOND SOAP**
for the snout

○ **RINSE**



● **BANANA CONDITIONER**
+ **PEK CONDITIONER**

○ **RINSE**



● **CRISTAL CLEAN CONDITIONER**
+ **K101 (if necessary)**

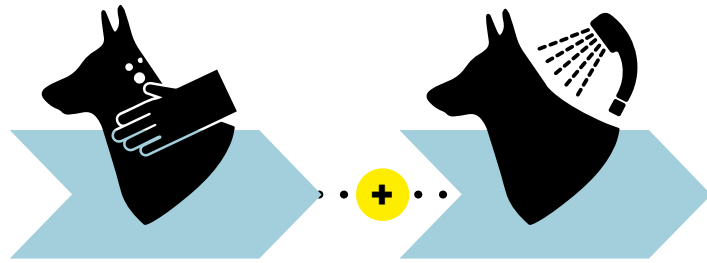
+ when the coat is oxidized:
+ **BLUE REINFORCE**

○ **RINSE**



MEDIUM COAT

MOLTING, EXHAUSTED, DEVITALIZED COAT OR AFFECTED BY ALOPECIA



1

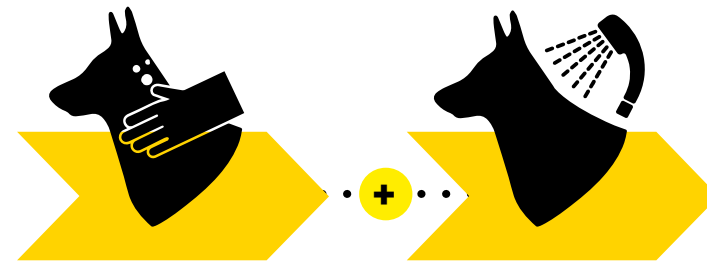
● SHAMPOO MINERAL H

• (do not mix)

- + to facilitate hair growth:
● **MINERAL H LOTION**
● **strengthening**

• For an antiseptic action
• **OZONIZED OLIVE OIL**

○ RINSE



2

● BANANA CONDITIONER

- + K101
- + PEK

● + if necessary:

- PH BALANCE
- ESTRATTO DI GINGKO

○ RINSE



MEDIUM COAT

SKIN TREATMENTS

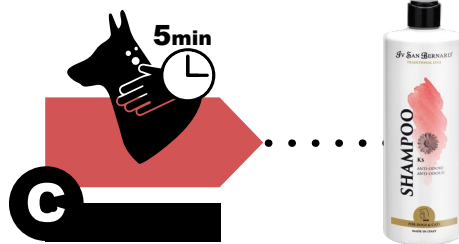
scales, scabs, itching, bad smell



- A**
- MINERAL PLUS SHAMPOO

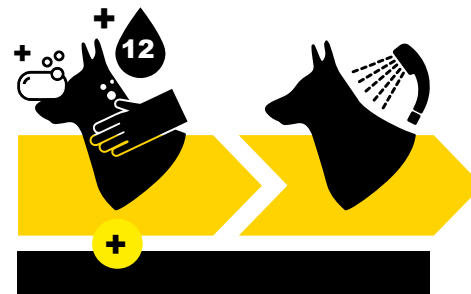


- B**
- Scaly skin and/or dandruff:
 - ZOLFO PLUS SHAMPOO

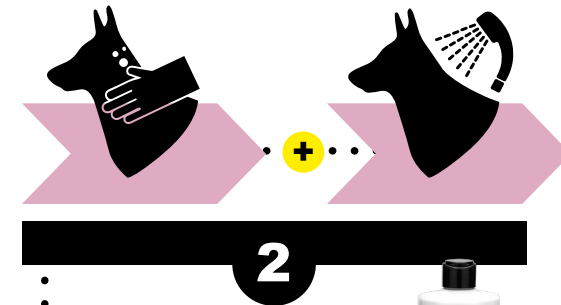


- C**
- In case of bad smell:
 - KS SHAMPOO (do not mix)

– leave it on for 5 minutes - as second shampoo



- + FOR AN ANTISEPTIC ACTION:
 - 12 DROPS OF OZONIZED OLIVE OIL
- + FOR THE SNUT:
 - PUPPY DON'T CRY
- RINSE

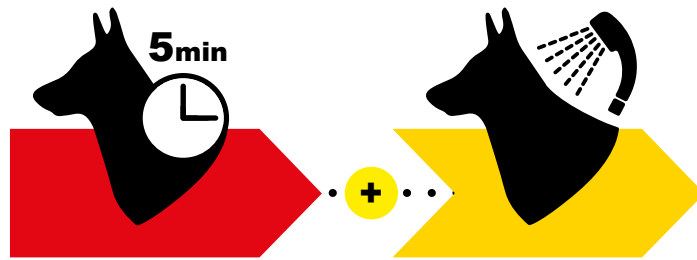


- PH BALANCE
 - + K101
 - + PEK CONDITIONER
- + in case of scales:
 - +5 ml of GINGKO
- RINSE



MEDIUM COAT

PARASITES



1

- **PROTECTIVE SHIELD SHAMPOO**

- do not mix + leave it on for 5 minutes

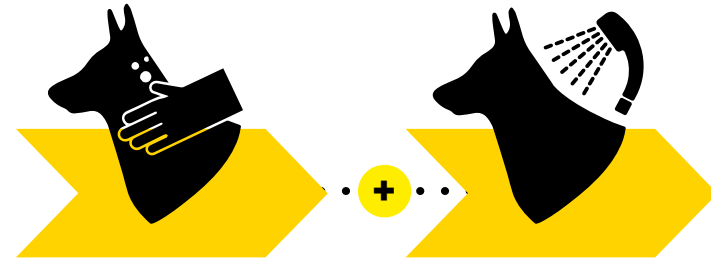
- + If necessary:

- **OZONIZED OLIVE OIL**

- **RINSE**



+



2

- **BANANA CONDITIONER**
+ **PROTECTIVE CONDITIONER**
+ **PH BALANCE**

- **RINSE**



MEDIUM COAT

SENIOR



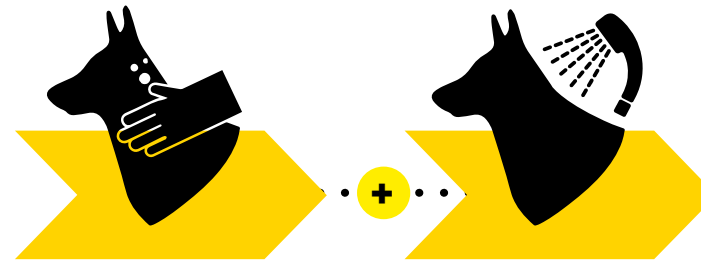
1

- **SHAMPOO BANANA**

- + 6 DROPS SIL PLUS

- + FOR AN ANTISEPTIC ACTION:
● **OZONIZED OLIVE OIL**
● **+12 DROPS**

- RINSE



2

- **BANANA CONDITIONER**
• + **PH BALANCE**

- + • **PEK CONDITIONER**
• **K 101**

- RINSE



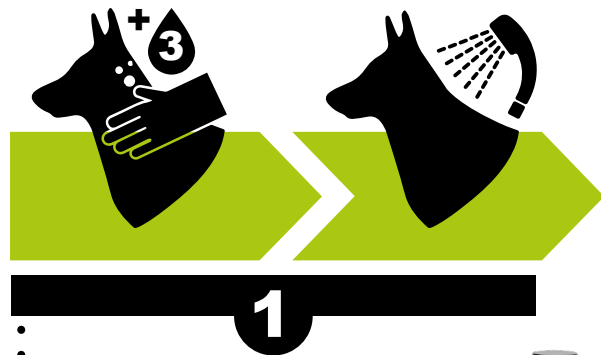


A close-up photograph of a dog's long, light-colored fur, showing the texture and sheen of the hair. The fur is a pale beige or cream color and appears to be part of a long-haired breed.

LONG COAT

Afghan hound, Yorkshire Terrier, Shih Tzu, Poodle, Bichon Frisee,
Maltese etc.

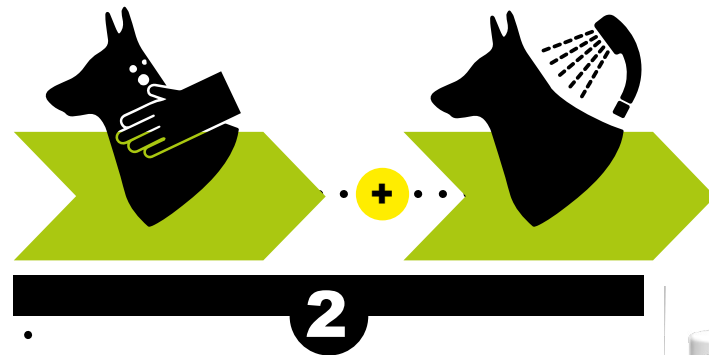
LONG COAT MAINTENANCE



● GREEN APPLE SHAMPOO

(1 shampoo + 3 water)

○ RINSE



● BANANA CONDITIONER

(do not mix)

+ For extra nourishment:

• K101 o PH BALANCE

To add volume:

• PEK CONDITIONER


○ RINSE



LONG COAT

WHITE; BLACK; GREY COAT

Oxidize coat (yellowish or reddish coat)

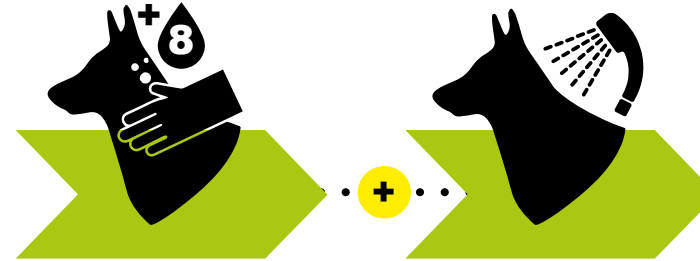


1

● **CRISTAL CLEAN SHAMPOO**

● **SAPONE DIAMOND**
or the snout

○ **RINSE**



2

● **GREEN APPLE CONDITIONER**

● **+ CRISTAL CLEAN CONDITIONER**

● **+ PH BALANCE**

● **+ PEK CONDITIONER**

● **+ RINFORCE (8 DROPS)**

● **+ For extra nourishment:**
● **+ K101**

○ **RINSE**



LONG COAT

MOLTING, EXHAUSTED, DEVITALIZED COAT OR AFFECTED BY ALOPECIA



LONG COAT

SKIN TREATMENTS

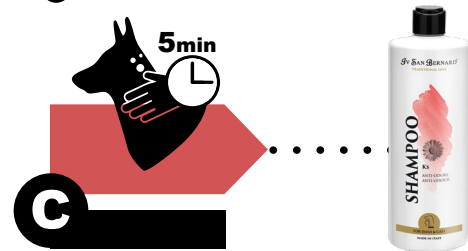
scales, scabs, itching, bad smell



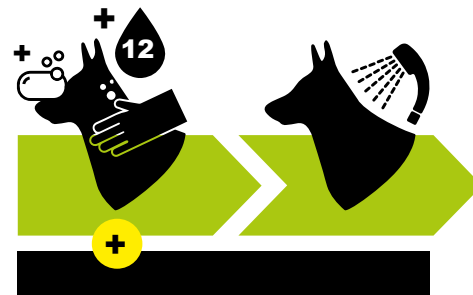
A
MINERAL PLUS
SHAMPOO



B
Scaly skin and/or dandruff:
ZOLFO PLUS
SHAMPOO



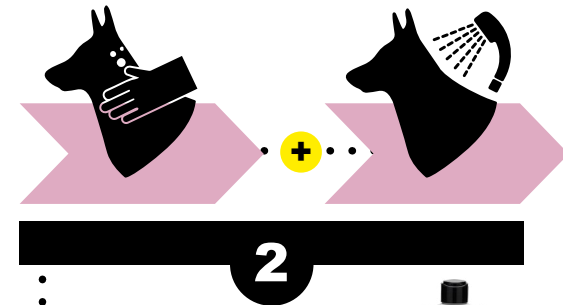

C
In case of bad smell:
KS SHAMPOO
(do not mix) – leave it on for 5 minutes
- as second shampoo



+ FOR AN ANTISEPTIC ACTION:
12 DROPS OF
OZONIZED OLIVE OIL

+ FOR THE SNUT:
PUPPY DON'T CRY

O RINSE



2
GREEN APPLE
CONDITIONER
+ PH BALANCE
+ PEK CONDITIONER

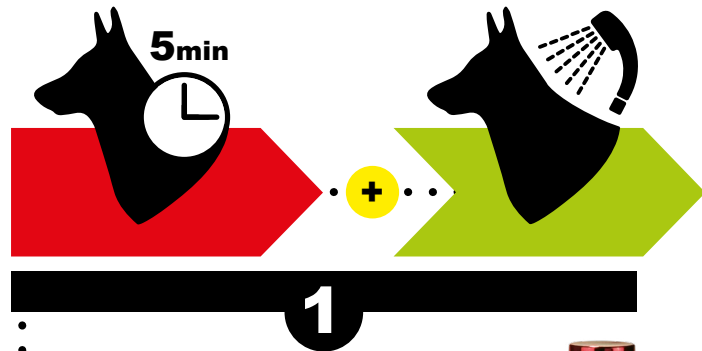
+ in case of scales:
5 ml of GINGKO

O RINSE



MEDIUM COAT

PARASITES



● **PROTECTIVE SHIELD SHAMPOO**

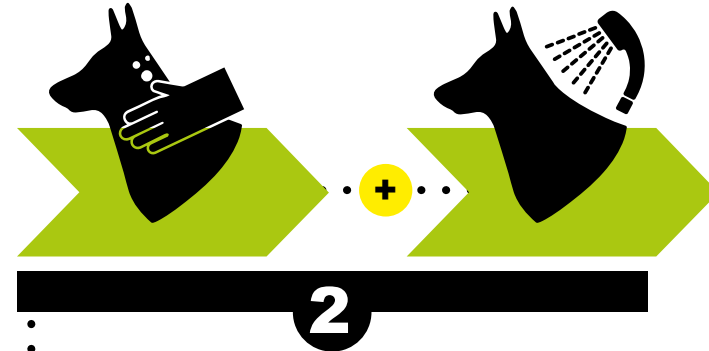
● (do not mix + leave it on for 5 minutes)



● If necessary:

- OZONIZED OLIVE OIL

○ RINSE



● **GREEN APPLE CONDITIONER**

● + PROTECTIVE CONDITIONER

● + PH BALANCE

● + PEK CONDITIONER

○ RINSE



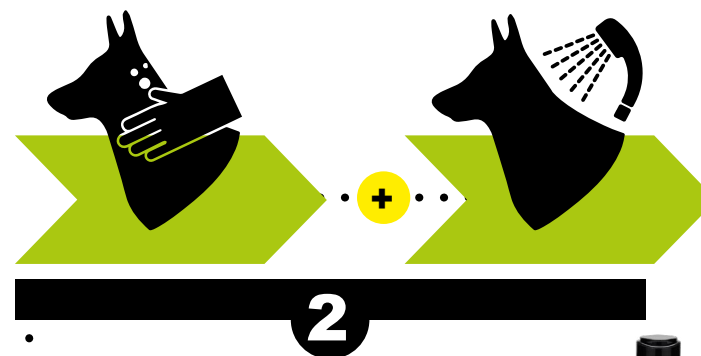
MEDIUM COAT SENIOR



● **GREEN APPLE
SHAMPOO**
● + 6 DROPS of **SIL PLUS**

● + FOR AN ANTISEPTIC ACTION:
● **OZONIZED OLIVE OIL**
● **+12 DROPS**

○ RINSE



● **GREEN APPLE
CONDITIONER**
● + **PH BALANCE**

● + To add volume:
● **PEK CONDITIONER**
● **K 101**

○ RINSE





**SPECIFIC PRODUCTS
FOR HYGIENE**

05



SPECIFIC PRODUCTS FOR HYGIENE

PH PROTECTION

Mix **SIL PLUS** to the shampoo and then add water



EARS

CLEAN EAR Lotion- Jojoba oil, cottonseeds, olive glycerides and Pinus Pumilio. Apply directly



EYES

CLEAN EYE Lotion – Hamamelis and Malva Silvestris, a very delicate disinfectant. Apply directly on the eye or use a bandage



WRINKLES

PUPPY DON'T CRY Soap – To give more protection add **SIL PLUS**



SPECIFIC PRODUCTS FOR HYGIENE



In case of tangled coats

- Pure **PEK CONDITIONER** directly on the coat as a pre-mask
- Proceed with the shampoo
- Mix one spoon in 500ml of water
- Spray on the coat during while drying to add volume Do not rinse



COMBING

- **H270** two phase (precious bamboo extracts) to brush and keep the coat clean

GLOSSING

- **GLOSS** silk proteins to be vaporized once dry



COMPRESS

- **K 100** pure vegetal palm oil with macadamia nuts.
- to be mixed with the shampoo or added to the SPA tub



SPECIFIC PRODUCTS FOR THE HYGIENE



For stripping and for ear hairs removal

- Scented powder **JEUNESSE** or **EXCELLENCE**



To skim the fat off the coat

- **OIL NO OIL KE SHAMPOO**, use after the closure together with the coat type conditioner

PIGMENTS

REINFORCE:

BLUE

GOLDEN

COPPER



Add:

6 drops for small size dogs

12 drops for medium size dogs

18 drops for big size dogs (add to the specific type coat conditioner)

- **Blue** is used for white, grey, black, chocolate and liver colour coats
- **Golden** and **Copper** can be mixed to obtain the right tone





Iv SAN BERNARD®

Shampoo

SLS FREE

PROTECTIVE SHIELD

CON ESTRATTO DI EUCALIPTO
WITH EUCALYPTUS EXTRACT

Made in Italy

TRADITIONAL PLUS

06

TRADITIONAL PLUS SHAMPOO

The right choice for a delicate maintenance and for the preparation of the pet to more specific treatments

Washing Solution

(it produces few bubbles: it's SLS Free)



It can be mixed with warm water depending on the various cases and on the necessities of every single pet's coat.



TRADITIONAL PLUS CONDITIONER

The Conditioner's concentration changes depending on the necessities of every single pet's coat



For example: for a dog which is at its first treatment we use
PURE BANANA CONDITIONER or diluted with 2/3 of water

Mix with PEK CONDITIONER or PH BALANCE when required.



SHORT COAT



MEDIUM COAT



LONG COAT

TRADITIONAL PLUS

The right choice for a delicate maintenance and for the preparation of the pet to more specific treatments.

SHORT COAT
FREQUENTLY
WASHED:

Dilute
Lemon Conditioner
+
warm water (1:1)

ROUGH COAT
FOR A SHOW:

Dilute
Banana Conditioner
+
warm water (1:4)

**EXTRA
VOLUME:**

Use:
PEK CONDITIONER

SHORT COAT
not treated with
conditioners before:

USE
Lemon Conditioner
PURE

LONG COAT
CURLY:

Dilute
Green Apple Conditioner
+
warm water (1:1)

**SKIN
TREATMENT:**

Use:
PH BALANCE

TRADITIONAL PLUS PROTECTIVE LINE

SHAMPOO PROTECTIVE SHIELD

Use preferably pure (with **6 drops** of
Ozonized Oil) on wet coat
Leave it on for **5 minutes**



PROTECTIVE CONDITIONER

Both pure or mixed with
PH Balance
+
Ozonized Olive Oil





Jv SAN BERNARD®

PASSIONE
NERA

01
SHAMPOO

NOURISHING
con Olio di Argan
e Cellule Staminali
dell'Uva
SLS & PARABEN FREE
BLACK PASSION



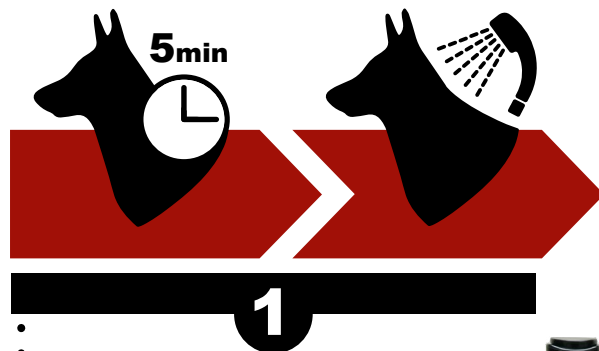
BLACK PASSION

BLACK PASSION

07

BLACK PASSION

To enhance the coat's weaving and to give protection from the coat to the skin:



● BLACK PASSION 01 SHAMPOO

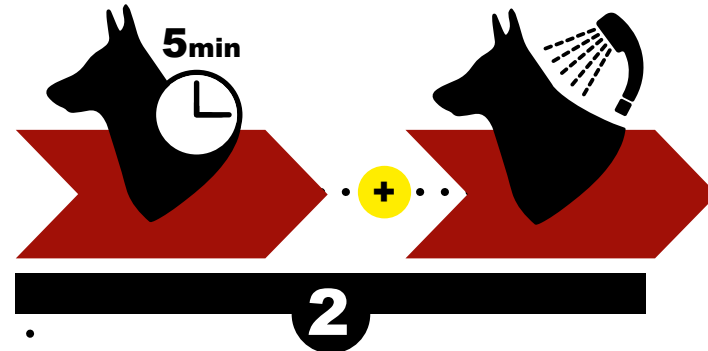
(Apply and leave it on for 5 minutes)

○ RINSE

01 – SLS Free SHAMPOO with organic ARGAN, Maris Sal and grape stem cells



+



● BLACK PASSION 02 CONDITIONER

(Apply and leave it on for 5 minutes)

+ greater weaving with:

• PEK + PH BALANCE

○ RINSE

02 - Organic ARGAN mask, Maris Sal and grape stem cells



BLACK PASSION


To enhance the coat's weaving and to give protection from the coat to the skin:



3

- **BLACK PASSION 03**
● **ARGAN OIL**
● **100% ORGANIC**

- **Dry Skin:** add 6/12 drops to the 01 Shampoo
- **Dry Coat:** add 6/12 drops to the 02 Mask (add PEK CONDITIONER or PH Balance if required)
- **Protect Hairless Breeds:** apply directly on the skin



4

- **BLACK PASSION**
● **04 VOLUME PLUS**
● **MOUSSE**

- Once washed and dried the coat with
- care, apply it on the coat and rub



LUPIN PERFUME
classical perfume
with no alcohol



Fruit of the groomer



**FRUIT OF
THE GROOMER**

08



FRUIT OF THE GROOMER

Deliciously perfumed cosmetic line for dogs and cats

SPA BASIC

1

Apply the **FRUIT SHAMPOO** (diluted with 1/3 of water);
cover the pet with a towel and leave it on for **15 minutes**

RINSE

2

Apply **PEK FRUIT** mixed with warm water

RINSE

Advice: Mix **PEK FRUIT** with **PH BALANCE**, a specific type coat conditioner, **K101**, Reinforce...

FRUIT OF THE GROOMER
Deliciously perfumed cosmetic line for dogs and cats

BLACK CHERRY

Ideal for

SHORT COAT

+ BRIGHTNESS

SHAMPOO

PEK





FRUIT OF THE GROOMER
Deliciously perfumed cosmetic line for dogs and cats

ORANGE

Ideal for

STRENGTHEN

VOLUMIZING

SEBUM BALANCING

SHAMPOO

PEK



FRUIT OF THE GROOMER
Deliciously perfumed cosmetic line for dogs and cats

MARACUJA

Ideale per

LONG COAT

RESTORING

SHAMPOO

PEK





FRUIT OF THE GROOMER
Deliciously perfumed cosmetic line for dogs and cats

MINT

Ideal for

REFRESHING

INVIGORATING

SHAMPOO

PEK



FRUIT OF THE GROOMER
Deliciously perfumed cosmetic line for dogs and cats

PINK GRAPEFRUIT

Ideal for

MEDIUM COAT

INVIGORATIONG

SHAMPOO

PEK





FRUIT OF THE GROOMER
Deliciously perfumed cosmetic line for dogs and cats

GINGER & ELDERBERRY

Ideal for

PURIFYING

CALMING

SHAMPOO

PEK





IV SAN BERNARD

RING
LINE



CAVIAR
GREEN

con/with
Caulerpa Lentillifera Extract

RIVITALIZZANTE
con VITAMINA F

REVITALIZER
with VITAMIN F

Shampoo
SLS & EDTA Free
Made in Italy



CAVIAR GREEN

09

CAVIAR GREEN LINE

TREATMENT FOR REVITALIZATION WITH CAULERPA LENTILLIFERA FOR ALL TYPES OF COAT

CAVIAR GREEN SHAMPOO

1

SHAMPOO CAVIAR

(apply and massage for 5 minutes)

RINSE



CAVIAR GREEN CONDITIONER

2

CAVIAR CONDITIONER

(apply and massage for 5 minutes)

RINSE

For greater closure:
+ PEK CONDITIONER



To reconstruct
+ DERMA PLUS



Deeper action
+ PH BALANCE



CAVIAR GREEN LINE

TREATMENT FOR REVITALIZATION WITH CAULERPA LENTILLIFERA FOR ALL TYPES OF COAT

After having rinsed and wiped the coat with a towel, we can proceed with:

CAVIAR GREEN MIX NUTRITIVE

Use when the coat needs more nourishment. Vaporize directly on the coat and dry off (suitable for all types of coat)



CAVIAR GREEN LUMINANCE

Vaporize directly on the back from a distance of 30cm to give brightness and to nourish the coat thanks to the vitamin F. (suitable for all types of coat)

- Use it with care
- In case of fragile hairs, vaporize it on the coat when still wet before drying

CAVIAR GREEN 10 in 1

To be used on specific parts where we need the hairs to be straight (head, tail, abdomen) and to protect the tips. Apply directly on the coat and then proceed with drying. Suitable for all types of coat.



Vivi GREEN Perfume

Made with caviar extract, Vivi is an appealing fragrance that leaves a delicate scent on your pet's coat. Thanks to its special alcohol-free formula, it does not disturb pets' sense of smell, and also makes it ideal for sensitive and delicate skin.



MINERAL RED



MINERAL RED

10

MINERAL RED

For all skin problems and for an easier health recovery.



MINERAL RED

Specific products

Greasy Seborrhoea

EXTREME PEELING
+
ZOLFO PLUS SHAMPOO
+
OZONIZED OLIVE OIL



Allergies

DERMA COMPLEX
SLS FREE



Hair Growth

for long and medium coated puppies

DERMA PLUS
+
SPECIFIC
TYPE CONDITIONER



MINERAL RED

Specific products

Capillary Mass Reinforcement

SK SERUM

with keratin and nettle

ALOPIAS : apply directly on the coat
2 times a week

CHRONIC KNOTS : massage after
washing and while combing
2 times a week



Stressed Skin

SL SERUM

hydrating and calming

SCABS : apply directly on the coat
2 times a week

HAIRLESS PETS :
once a week

PHYSICAL TRAUMA :
once a week



Anti-inflammatory

DERMA GEL S.O.S

apply when required
EG. HOTSPOT!








MINERAL COMPLEX

11

MINERAL COMPLEX

MINERAL PLUS

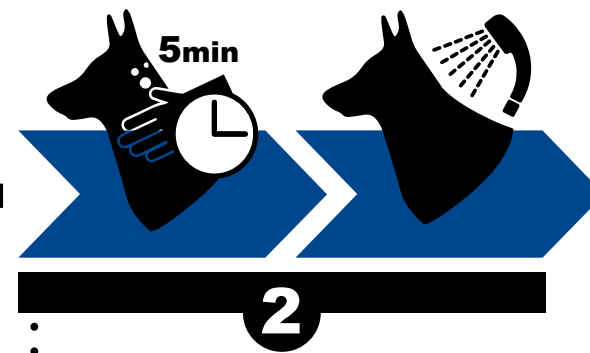


● MINERAL PLUS SHAMPOO

○ RINSE



+



● ZOLFO PLUS

(in case of delicate skin and flakes)
massage for 5 minutes

○ RINSE



+



● Use the lotions:

- Mineral Plus Lotion
- (anti-inflammatory action)
- massage for 5 minutes every 3
- hours for local application

○ OLIGO-ELEMENTS

massage for 5 minutes, 2 times a week



MINERAL COMPLEX

MINERAL H



● MINERAL H
SHAMPOO

○ RINSE



+



● Strengthening
Mineral H
Lotion

● massage for 5 minutes on dry
skin 2 times a week, do not
dry off.

+



● VITAMIN H
LOTION

● massage for 5 minutes on dry
skin 2 times a week, do not
dry off.



IV SAN BERNARD
Shampoo Ginkgo

熱海

Pelo corto
Short coat

ATAMI



SI ESEGUONO TRATTAMENTI
CON IDROMASSAGGIO E OZONO

12

ATAMI

DEEP SPA

Skin problems

Short coats SPA



Treatment:

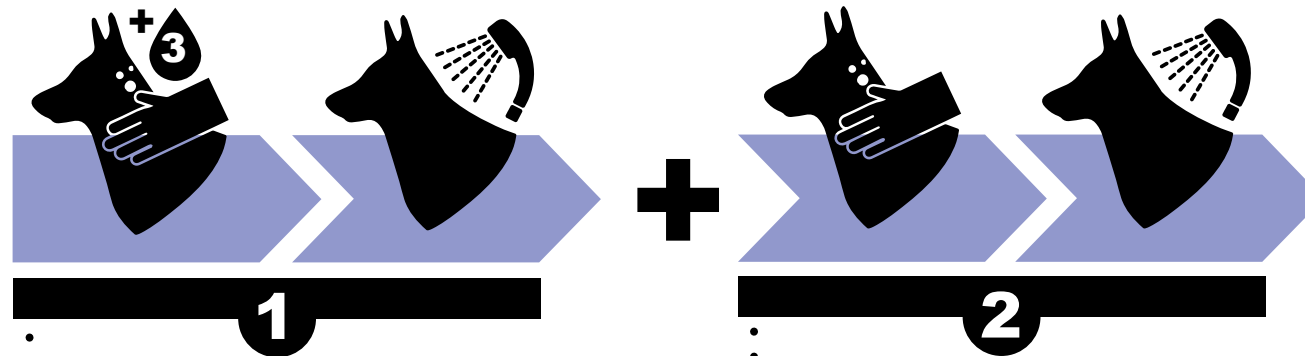
- Wash every week or every 10 days with Mineral Plus Shampoo and then PH Balance etc (see the type of coat affected by scabs)
- Use the lotions: Mineral Plus Lotion and Oligo-elements.

ATAMI

DEEP SPA

Hair Growth

Medium coats SPA



● **GINSENG SHAMPOO**

● (1+3 WATER)

○ RINSE



● **GINSENG CONDITIONER**

● + PEK CONDITIONER

● + K101 O PH BALANCE

○ RINSE

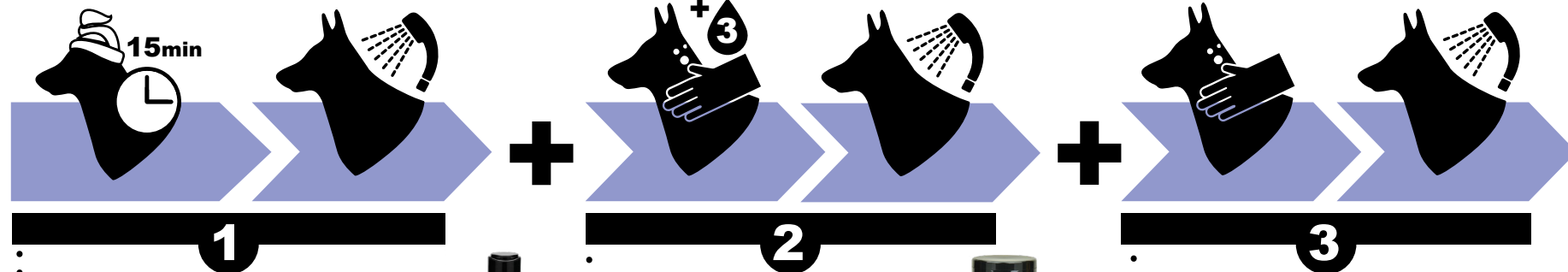


Treatment:

- Wash every 2 weeks with pure Mineral H Shampoo
- Use the specific conditioner for coat type
- Use the lotions: Strengthening Mineral H Lotion and Vitamin H Lotion

ATAMI

BEAUTY TREATMENT



- **PURIFYNG MASK**
- **+ PH BALANCE (2+1 WATER)**
- mix and apply on the coat, cover with a towel
- LEAVE IT ON FOR 15 MIN
- RINSE



- **WHITE MUSK SHAMPOO**
- (1+3 WATER)
- RINSE



- **WHITE MUSK CONDITIONER**
- **+ PEK CONDITIONER**
- **+ K101 O PH BALANCE**
- RINSE



- **DRY THE COAT**
- VAPORIZE H270



Do a Spa every 3 washes with the maintenance line specific for every type of coat, as above.





ZEOLITE

13

LINEA ZEOLITE

The zeolithe is a mineral of volcanic origin, formed millions of years ago by the mixture of incandescent lava and seawater. It's name derives from the Greek terms "boils" and "stone" and its literal meaning indicates a hot stone, as its regular micro porous crystalline structure when heated, releases water giving the impression that is boiling .

There are many different types of zeolithe,
but the one that over the years has proved to be the most suitable for human and animal use is the

Zeolithe Clinoptilolite

which, thanks to its structure rich I negative charges, has represented over time a natural remedy to protect and detoxify the body from toxins, fight free radicals, expel heavy metals and other harmful substances present on the coat and skin of the pet.

If added to cosmetic products it increases their effectiveness, stimulating skin regeneration and at the same time creating a protective barrier against UV rays and atmospheric pollution, with an excellent result from a cosmetic point of view. The products of the Zeolithe Line are designed to be used in combination with each other in a single treatment chosen according to the needs of the pet's coat and skin.



ZEOLITE LINE

Antioxidant Treatment

CAUTION: IN CASE OF INFLAMMED SKIN, PRETREAT WITH THE **DECONGESTANT FLAMING TREATMENT**

1 Brush the coat thoroughly and apply
Zeo Therm Gel
on oxidized areas, leave it on for 5-10 minutes. Rinse well.

NOW THE COAT IS READY TO BE TREATED:

2 Apply the
Zeo Therm Shampoo
on the coat and leave it on for 2-3 minutes. Then rinse well in order to prepare the coat for the application of the mask.

3 Apply
Zeo Therm Mask
on the coat and leave it on for 2-3 minutes, then rinse

4 Apply again
Zeo Therm Gel
and leave it on for 2-3 minutes. At the end of the treatment rinse well and dry with warm air.

NB: If the oxidation is caused by a dysfunction of the skin, proceed with the specific **“SKIN”** treatment.

ZEOLITE LINE

Detox and Anti-inflammatory Treatment

1 Before starting the treatment thoroughly brush the coat and apply a warm/wet towel to the areas to be treated. If necessary, repeat for 2-3 minutes until the skin becomes moist.

NOW THE COAT IS READY TO BE TREATED:

2 Vaporize
Thermo-Mille
onto the affected parts and massage gently.

3 Then apply
Zeo Therm Gel
on the parts previously treated and leave it on for 2-3 minutes. Rinse

4 Apply
Zeo Therm Shampoo
on the coat and leave it on for 2 minutes, then rinse.

5 Apply
Zeo Term Mask
on the coat and massage until completely absorbed. Leave it on for 2-3 minutes, then rinse well.

6 In case of hair loss (alopecia), apply
Zeo Therm Gel
again to the affected areas and massage until completely absorbed. In this last phase the Gel does not need to be rinsed.

ZEOLITE LINE

Skin and Coat: SPA Treatment

1 Before starting the treatment thoroughly brush the coat and apply a warm/wet towel to the areas to be treated. If necessary, repeat for 2-3 minutes until the skin becomes moist.

2 Vaporize
Thermo-Mille
onto the affected parts and massage gently.

3 Then apply
Zeo Therm Gel
on the parts previously treated and leave it on for 2-3 minutes.
Do not rinse after the application.

4 Dilute
Zeo Therm Shampoo
in the SPA tub previously filled up with warm water, varying the amount of product according to the dog's size (from 1/3 to 1 oz. max).
The recommended program is n. 6 for the Iv San Bernard SPA machine.

5 After having rinsed the shampoo, apply the
Zeo Term Mask
on the coat, massaging it till is completely absorbed. Leave it on for 2-3 minutes then rinse with warm water and dry with warm air.

IN CASE OF SEVERE PROBLEMS, AFTER DRYING:

6 Vaporize
Thermo-Mille
onto the affected areas and massage gently

7 In case of hair loss (alopecia), apply
Zeo Therm Gel
on the interested areas and massage until completely absorbed. In this last phase the Gel does not need to be rinsed.



By
Monique Van De Ven

Iv San Bernard
2021

IV SAN BERNARD[®]

Administrative-Operational Headquarters:

Via Castelli, 7 - 50056 Montelupo (FI) - Italia

Tel: (+39) 0571 509106

Registered Office:

Via Bonifacio Lupi, 14 - 50129 FIRENZE - Italia

P.IVA: 06096950487

info@ivsanbernard.it - www.ivsanbernard.it

